


# MTO SERIES

## Modular Take-Off Boxes



## Technical Specifications

Modular Take-Off Boxes are designed for free-flowing materials and provide durable construction in a simple modular design. The MTO Series take-off boxes feature stainless steel construction with lightweight aluminum tube assemblies. The versatile modular design is compatible with a wide range of applications and allows for easy assembly and cleanout.

MTO take-off boxes are available in single or multiple lines with styles including complete clean-out type with tapered bottom, or box type, which provides various material line take-off configurations. All compartments have adjustable tubes for air/material balancing.

## Features

### Standard Features

- Stainless steel construction
- Aluminum take off tubes
- Multiple tubes per box
- Air/material balancing adjustment
- Material view port on body styles A, B, and C
- Available sizes:
  - 16-1/4" (406mm) square flange with up to three take off tubes
  - 10" (254mm) square flange with up to two take off tubes
  - 7" (178mm) square flange with one take off tube
- Maximum three (3) box stack-up allowed
- Can be integrated in any vacuum conveying system

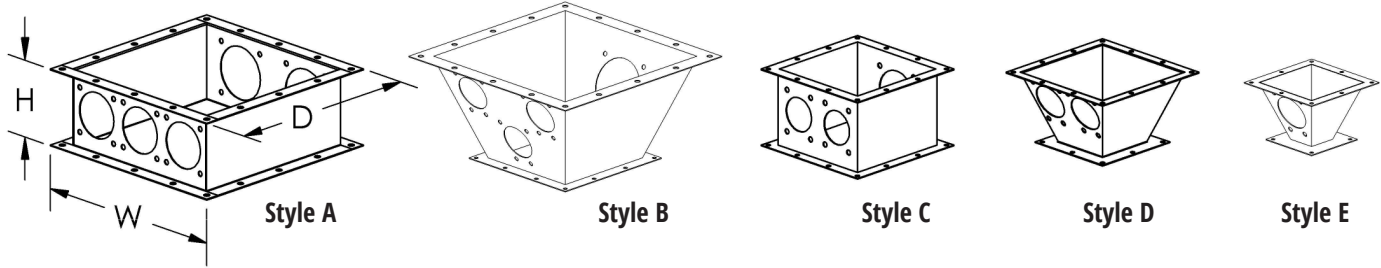
### Optional Features

- Material clean-out gate
- Blank plate
- Adapter plate to mate to 7" x 7" or 9" x 9" square flange drying hoppers
- Take-off tubes:
  - 1.5"
  - 2.0"
  - 2.5"
  - 3.0"
  - 3.5"
  - 4.0"

### Application Notes

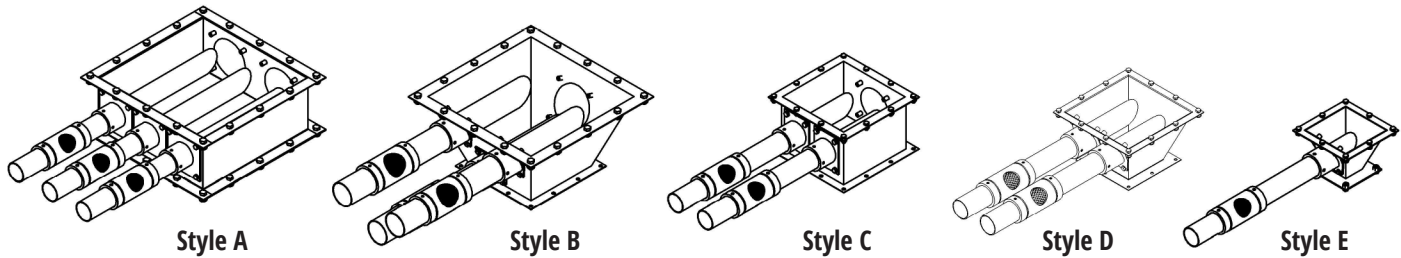
- Check available clearance below bin mounting flange
- Pick correct box type
- Do not mix tube sizes without consulting the factory first
- Use MDT Dual tube modular take-off boxes if you are conveying hard-to-flow materials, such as powder or conveying free-flowing pelletized materials over 200 equivalent feet
- Maximum three (3) box stack-up allowed

## Product Diagrams



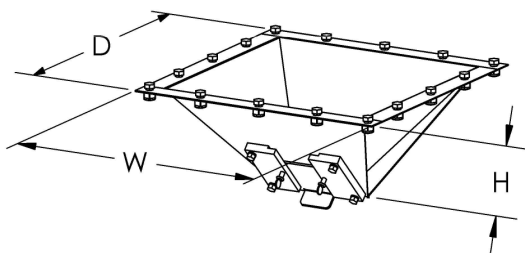
Style	Bolt Pattern		H in. (mm)	W in. (mm)	D in. (mm)
	Top	Bottom			
A	16 Holes	16 Holes	6.00 (152.4)	16.25 (412.8)	16.25 (412.8)
B		12 Holes	12 Holes	8.00 (203.2)	10.00 (254)
C	6.00 (152.4)		7.00 (177.8)	7.00 (177.8)	
D	8 Holes		4.50 (114.3)	4.75 (120.7)	4.75 (120.7)
E	8 Holes	5 Holes			

## Specifications



Style	Number of Tubes per MTO Box					
	1.5"	2.0"	2.5"	3.0"	3.5"	4.0"
A	3	3	3	3	3	2
B	3	3	3	1	1	1
C	2	2	2	1	1	n/a
D	2	2	2	n/a	n/a	n/a
E	1	1	1	n/a	n/a	n/a

## Clean-out Gates



Style	H in. (mm)	W in. (mm)	D in. (mm)
A	6.75 (171.5)	16.25 (412.8)	16.25 (412.8)
B	4.38 (111.3)	10.00 (254)	10.00 (254)
C	4.38 (111.3)	10.00 (254)	10.00 (254)
D	10.00 (254)	10.00 (254)	10.00 (254)
E	0.5 (12.7)	4.75 (120.7)	4.75 (120.7)

NOTE: Style D MTO Take-Off Boxes use a Style E Take-Off Box with a bottom-mounted Style E cleanout assembly