



CDS CENTRAL DRYING SYSTEM

AEC's Central Drying Systems feature an energy-efficient design that reduces material changeover times, saving space, energy and labor costs. AEC's central drying systems are custom designed to enable our customers to dry several different resins or different colors at the same time using one central dryer with multiple hoppers. Systems capacities range from 5 to 6,000 lbs./hr (2.27-2,722 kg/hr).

STANDARD FEATURES

- Rugged construction
- Isolation valve
- Compact design
- For use with 15-3000 cfm (25-5100 m³/hr) dryers and 0.85-9.0 cu. ft. (25-250 liter) stainless steel drying hoppers or 12-30 cu. ft. (340-850 liter) stainless steel or carbon steel drying hoppers (sold separately)
- Carts available in 1-, 2-, or 3-hopper configurations for maximum flexibility
- Delivery and return air manifold
- 0.85-9.0 cu. ft. (25-250 liter) stainless steel drying hoppers
- 12-30 cu. ft. (340-850 liter) carbon steel drying hoppers

OPTIONAL FEATURES

- 12-30 cu. ft. (340-850 liter) stainless steel drying hoppers
- 15-3000 cfm (25-5100 m³/hr) dehumidifying dryers
- Air heat booster
 - Heat directly at the drying hopper with complete flexibility of temperature settings
- Air booster
- Material miser valve
- Purge and dry air conveying
- Bypass valve (standard on 4+ hopper systems)
- Insulated delivery air manifold
- Material take off boxes






Cart	# of hoppers	Drying hoppers, cu. ft. (liter)	Depth, in. (D)	Width, in. (W)
CRT-1	2	0.85-1.7 (25-50)	34	49
CRT-2	3	0.85-1.7 (25-50)	34	69
CRT-3	2	0.85-9.0 (25-250)	34	59
CRT-4	3	0.85-9.0 (25-250)	34	89
CRT-5	1	12-30 (340-850)	48	46
CRT-6	2	12-30 (340-850)	48	86

For larger hoppers, consult factory


BENEFITS

- Allows for quick mold changes by changing the material conveying route from one hopper to the next without having to empty and clean the hopper
- Reduces material inventory at the machine and reduces the chances of the material gaining moisture
- Reduces chances of accidents on the shop floor because the hopper is no longer located on top of the processing machine
- For use with 15-3000 cfm (25-5700 m³/hr) dryers and 0.85-9.0 cu. ft. (25-250 liter) stainless steel drying hoppers or 12-30 cu. ft. (340-850 liter) stainless steel or carbon steel drying hoppers (sold separately)
- Carts available in 1-, 2-, or 3-hopper configurations for maximum flexibility




ISOLATION VALVE

Isolates hoppers individually so a single hopper can have a material change, while remaining hoppers continue operating.




MANIFOLDS

Modular and easy to connect, the manifolds make future expansions possible.



MATERIAL MISER VALVE

Automatically balances airflow between hoppers—prevents material overdrying and saves energy because excess air is not heating.



AIR HEATER

Optional feature that controls and maintains separate air temperatures for each hopper.

www.aecinternet.com
aecweb@corpemail.com

AEC is committed to a continuing program of product improvement. Specifications, appearances and dimensions are subject to change without notice.
 © 2011 AEC Bulletin WH2-170.5 Printed in USA



CDS CENTRAL DRYING SYSTEM



Global Headquarters:

AEC Schaumburg
 1100 E. Woodfield Rd #588
 Schaumburg, IL 60173
 Tel: +1 847 273 7700
 Fax: +1 847 273 7804

AEC New Berlin
 2900 S. 160th Street
 New Berlin, WI 53151
 Tel: +1 262 641 8610
 Fax: +1 262 641 8653



AEC Suzhou
 109 Xingpu Road SIP
 Suzhou, China 215126
 Tel: +86 512 8717 1919
 Fax: +86 512 8717 1916



AEC Warsaw
 ul.Dziakowa 115
 02-234 Warszawa
 Tel: + 48 22 390 9720
 Fax: + 48 22 390 9724



AEC India
 Regus, Level 2, Connaught Place
 Bund Garden Road, Pune 41100,
 India
 Tel: +91 20 4014 7575/40147615
 Fax: +91 93 7115 4045